
Ausdrücke

Infix-Notation

$a * (b + c)$

Prefix-Notation

$* a + b c$

Postfix-Notation

$a b c + *$

Operator-Assoziativität und -Precedence:

$a + b * c$ entspricht $a + (b * c)$ (Pascal, C, ...)

$a = b < c$ entspricht $(a = b) < c$ (Pascal)

$a == b < c$ entspricht $a == (b < c)$ (C)

Einige Sprachen unterstützen benutzerdefinierte Operatoren.

Bedingte Ausdrücke:

$(a > b) ? a : b$ (C)

if $a > b$ then a else b (ML)

case x of $1 ==> f1(y) \mid 2 ==> f2(y) \mid _ ==> g(y)$ (ML)

Bedingte Anweisungen

```
if x > 0 then if x < 10 then x := 0 else x := 1000
```

```
if x > 0 then begin if x < 10 then x := 0 end else x := 1000
```

```
if x > 0 then if x < 10 then x := 0 end else x := 1000 end
```

```
if a then S1 else if b then S2 else if c then S3 else S4 end
```

```
switch (operator) {
```

```
    case '+': result = operand1 + operand2; break;
```

```
    case '-': result = operand1 - operand2; break;
```

```
    default: break; }
```

```
case OPERATOR is
```

```
    when '+' => result := operand1 + operand2;
```

```
    when '-' => result := operand1 - operand2;
```

```
    when others => null;
```

```
end case
```

Schleifen

for var := lower **to** upper **do** statement (Pascal)

for (int i = 0; i < 10; i++) {...} (C++)

for var **in** discrete_range **loop** body **end loop** (Ada)

while condition **do** statement (Pascal)

while (expression) statement; (C)

while condition **loop** loop_body **end loop** (Ada)

repeat statement **until** condition (Pascal)

do statement **while** (expression); (C)

loop statement; **exit when** condition **end loop** (Ada)

A: **loop** ... **loop** ... **exit** A; ... **end loop** ... **end loop** A;

Routinen

```
procedure p(var x: T; y: Q; function f(z: R): integer);
```

```
void proc(int* x, int y) {  
    *x = *x + y; }
```

```
void proc(int& x, int y) {  
    x = x + y; }
```

Alias-Probleme: Lesbarkeit der Programme wird erschwert
Optimierungen werden verhindert

Beispiel: $u := x + z + f(x,y) + f(x,y) + x + z$

Euclid vermeidet Alias-Probleme gänzlich

→ semantische Einschränkungen, dynamische Prüfungen

Ausnahmebehandlung in Ada

Vordefinierte Ausnahmen: Constraint_Error
Program_Error
Storage_Error
Tasking_Error

Benutzerdefinierte Ausnahmen (Bsp): Help: **exception;**

Expliziter Aufruf einer Ausnahme (Bsp): **raise** Help;

begin -- Block mit Ausnahmebehandlung

... statements ...

exception when Help => ... statements ...

when Constraint_Error => ... statements ...

when others => ... statements ...

end;

©1998 Ghezzi and Jazayeri, from Programming Language Concepts, Third Edition, published by John Wiley.

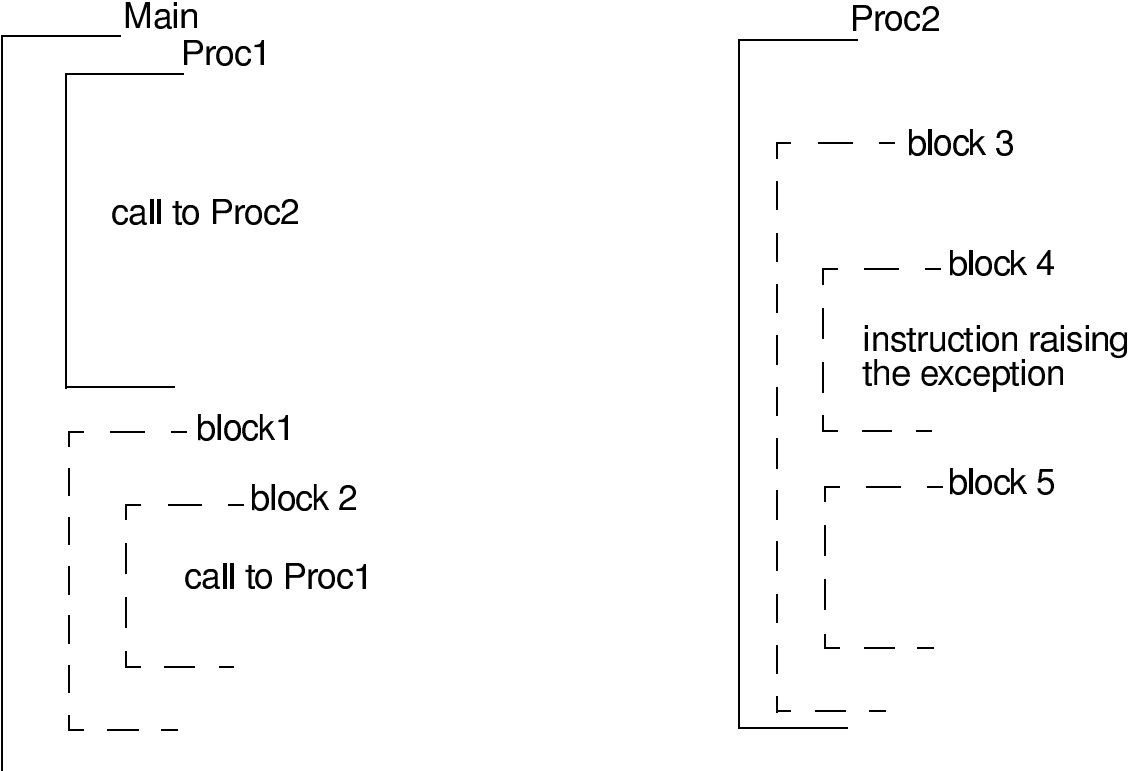


FIGURE 4.1 An example of an Ada program that raises an exception

Implementierung in SIMPLESEM

Ausnahmen erhalten vom Compiler eindeutige Namen.

Wenn eine Ausnahme aufgetreten ist, wird der entsprechende Handler dynamisch (entlang des “dynamic link”) gesucht.

Jeder “activation record” enthält einen Zeiger auf eine statische Tabelle; jeder Tabelleneintrag assoziiert einen Ausnahmenamen mit dem Rumpf des entsprechenden Handlers.

Es ist möglich, daß eine Ausnahme über dessen Scope hinaus propagiert wird.

Ausnahmebehandlung in C++

Beliebige Daten werden propagiert.

Aufruf einer Ausnahme:

```
throw Help(MSG1);
```

Deklaration propagierter Funktionen:

```
void foo() throw(Help, Zerodivide);
```

Spezielle Funktionen: `unexpected()`
`terminate()`


```
class Help {...};
    // objects of this class have a public attribute "kind" of type enumeration,
    // describing the kind of help requested, and other public fields which carry
    // specific information about the point in the program where help is requested
class Zerodivide {};
    // assume that objects of this class are generated by the run-time system
...
try {
    // fault tolerant block which may raise Help or Zerodivide exceptions
    ...
}
catch(Help msg) {
    // handles a Help request transmitted by object msg
    switch(msg.kind) {
        case MSG1:
            ...;
        case MSG2:
            ...;
        ...
    }
    ...
}
catch(Zerodivide) {
    // handles a division by 0
    ...
}
```

FIGURE 4.3 An example of exception handling in C++

Ausnahmebehandlung in Java

Alle propagierten Ausnahmen müssen deklariert werden:

```
void foo() throws Help;
```

Form eines “try”-Blocks:

```
try  
    block;  
catch(exception_type_1)  
    handler_1;  
...  
catch(exception_type_n)  
    handler_n;  
finally  
    final_block;
```

Ausnahmebehandlung in ML

exception Neg

fun fact(n) =

if n < 0 then raise Neg

else if n = 0 then 1

else n * fact(n - 1)

fun fact_0(n) =

fact(n) handle Neg => 0;

©1998 Ghezzi and Jazayeri, from Programming Language Concepts, Third Edition, published by John Wiley.

```
try_several_methods is  
local  
  i: INTEGER;  
  --it is automatically initialized to 0  
do  
  try_method(i);  
rescue  
  i := i + 1;  
  if i < max_trials then  
    --max_trials is a constant  
    retry  
  end  
end
```

FIGURE 4.4 A “retrial” strategy in Eiffel

©1998 Ghezzi and Jazayeri, from Programming Language Concepts, Third Edition, published by John Wiley.

File F1	File F2
<pre>class A {}; void f() { ... throw A(); ... }</pre>	<pre>extern void f(); class A {}; void foo() { ... try { ... f(); ... } catch(A a) { ... } }</pre>

FIGURE 4.5 Two files containing parts of a C++ program

Pattern Matching

```
datatype day = Mon | Tue | Wed | Thu | Fri | Sat | Sun
```

```
fun day_off(Sun) = true
```

```
  | day_off(Sat) = true
```

```
  | day_off(_) = false
```

```
fun reverse(nil) = nil
```

```
  | reverse(head::tail) = reverse(tail) @ [head]
```

```
fun rev(nil) = nil
```

```
  | rev(0::tail) = [0] @ [tail]
```

```
  | rev(head::tail) = rev(tail) @ [head]
```

Nichtdeterminismus und Backtracking

A if B or
 C or
 D;

C if E and
 F and
 G;

D if I or
 H;

©1998 Ghezzi and Jazayeri, from Programming Language Concepts, Third Edition, published by John Wiley.

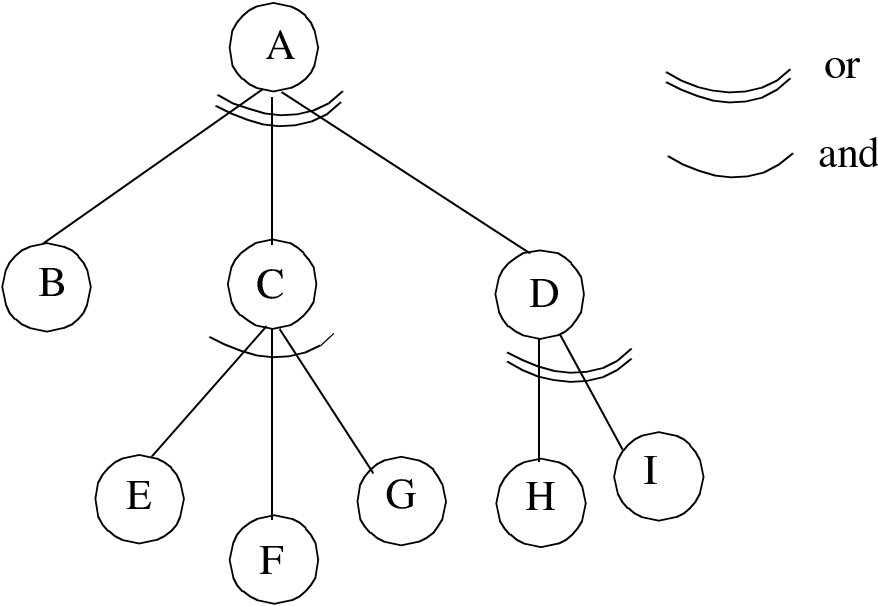


FIGURE 4.6 An and/or tree

Ereignisgesteuerte Berechnungen

Einige Sprachen unterstützen “event-driven computations” direkt (Visual Basic, Visual C++, Tcl/Tk)

In aktiven Datenbanken werden Trigger verwendet:

on event

when condition

do action

on insert in EMPLOYEE

when TRUE

do emp_number++

©1998 Ghezzi and Jazayeri, from Programming Language Concepts, Third Edition, published by John Wiley.

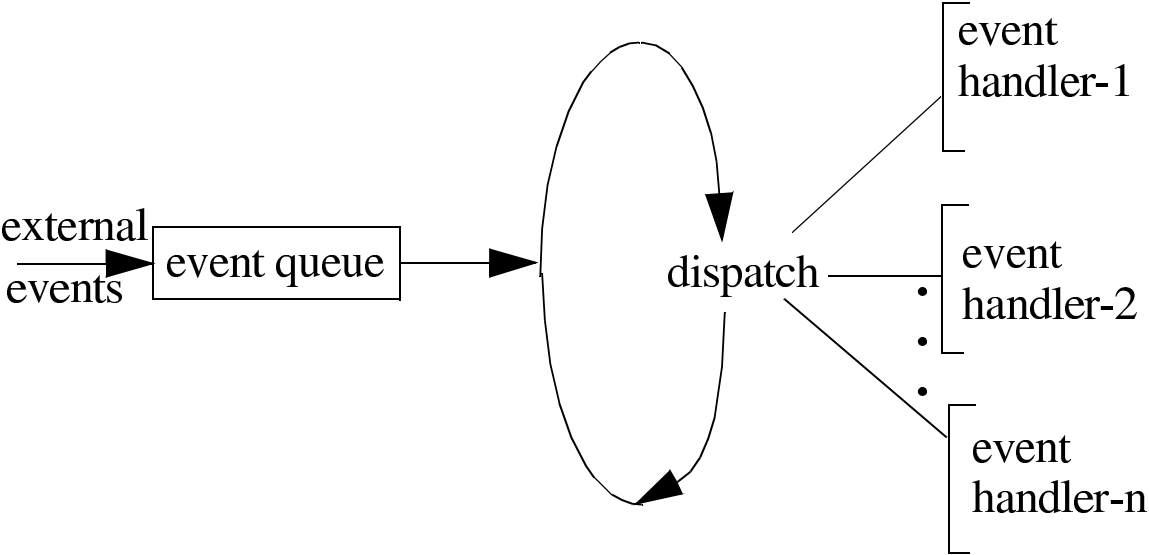


FIGURE 4.7 Structure of an event-driven computation

©1998 Ghezzi and Jazayeri, from Programming Language Concepts, Third Edition, published by John Wiley.

```
int i = 0; //global variable

unit client {
  int stop_value = ...;
  ...
  while (i != stop_value) {
    ...
    resume give_me_next;
  }
}

main {
  resume client;
}

unit give_me_next {
  int step() {
    ...
  };
  ...
  for (;;) {
    i += step();
    resume client;
  }
}
```

FIGURE 4.8 An example of coroutines

©1998 Ghezzi and Jazayeri, from Programming Language Concepts, Third Edition, published by John Wiley.

Process Producer	Process Consumer
repeat forever { produce an element; append it to the buffer; }	repeat forever { remove an element from the buffer; operate on it; }

FIGURE 4.9 Sample processes: producer and consumer

©1998 Ghezzi and Jazayeri, from Programming Language Concepts, Third Edition, published by John Wiley.

<u>Append</u>	<u>Remove</u>
<code>t++;</code> <code>i = next_in();</code> <code>buffer[i] = x;</code>	<code>t--;</code> <code>j = next_out();</code> <code>x = buffer[j];</code>

FIGURE 4.10 Operations to append and remove from a buffer

Prozesse

```
task type SERVER is  
    entry NEXT_REQUEST(NR: in REQUEST);  
    entry SHUT_DOWN;  
end SERVER;
```

```
type SERVER_PTR is access SERVER;
```

```
MY_SERVER: SERVER;
```

```
task CHECKER is  
    entry CHECK(T: in TEXT);  
    entry CLOSE;  
end CHECKER;
```

```
HIS_SERVER_PTR: SERVER_PTR := new SERVER;
```

Semaphore

Semaphore sind low-level Synchronisationsmechanismen.

Auf jedem Semaphor s sind zwei atomare Aktionen definiert:

$P(s)$: if $s > 0$ then $s = s - 1$
else suspend current process

$V(s)$: if there is a process suspended on the semaphore
then wake up process
else $s = s + 1$

Vor dem Eintritt in einen kritischen Abschnitt, der durch s gesichert ist, wird $P(s)$ aufgerufen, nach Beendigung $V(s)$.

```

buffer buf;           // object of class buffer, with member functions
                    // append, remove, and size
semaphore mutex = 1; // semaphore used to guarantee mutual exclusion
    in = 0;          // semaphore to control the reading from the buffer
    spaces = buf.size(); // semaphore to control the writing into the buffer
process producer {
    int i;
    for ( ; ; ) {
        produce(i);
        P(spaces); // wait for free spaces
        P(mutex); // wait for buffer availability
                    // the buffer must be used in mutual exclusion

        buf.append(i);
        V(mutex); // buffer is now available
        V(in)     // one more item in buffer
    };
};
process consumer {
    int j;
    for ( ; ; ) {
        P(in); // wait for item in buffer
        P(mutex); // wait for buffer availability
                    // the buffer must be used in mutual exclusion

        j = buf.remove();
        V(mutex); // buffer is now available
        V(spaces) // one more free space in buffer
    };
};
}

```

FIGURE 4.11 Producer-consumer example with semaphores


```
type fifostorage =  
monitor  
  var contents: array[1..n] of integer; {buffer contents}  
    tot: 0..n; {number of items in buffer}  
    in, {position of item to be added next}  
    out: 1..n; {position of item to be removed next}  
    sender, receiver: queue;  
  procedure entry append (item: integer);  
  begin if tot = n then delay(sender);  
    contents[in] := item;  
    in := (in mod n) + 1;  
    tot := tot + 1;  
    continue(receiver)  
  end;  
  procedure entry remove (var item: integer);  
  begin if tot = 0 then delay(receiver);  
    item := contents[out];  
    out := (out mod n) + 1;  
    tot := tot - 1;  
    continue(sender)  
  end;  
begin {initialization part}  
  tot := 0; in := 1; out := 1  
end
```

FIGURE 4.12 Producer-consumer example with monitor

```
const n = 20;
type fifostorage = ...as above...
type producer =
  process (storage: fifostorage);
  var element: integer;
  begin cycle
    ...
    storage.append(element);
    ...
  end
end;
type consumer =
  process(storage: fifostorage);
  var datum: integer;
  begin cycle
    ...
    storage.remove(datum);
    ...
  end
end;
var meproducer: producer;
    youconsumer: consumer;
    buffer: fifostorage;
begin
  init buffer, meproducer(buffer), youconsumer(buffer)
end
```

FIGURE 4.13 A Concurrent Pascal program with two processes and one monitor

```
task Buffer_Handler is --task declaration
  entry Append(Item: in Integer);
  entry Remove(Item: out Integer);
end;
task body Buffer_Handler is --task implementation
  N: constant Integer := 20;
  Contents: array (1..N) of Integer;
  In_Index, Out_Index: Integer range 1..N := 1;
  Tot: Integer range 0..N := 0;
begin loop
  select
    when Tot < N =>
      accept Append(Item: in Integer) do
        Contents(In_Index) := Item;
      end;
      In_Index := (In_Index mod N)+1;
      Tot := Tot+ 1
    or
      when Tot > 0 =>
        accept Remove(Item: out Integer) do
          Item := Contents(Out_Index);
        end;
        Out_Index := (Out_Index mod N) + 1;
        Tot := Tot - 1;
    end select;
end loop;
end Buffer_Handler;
```

FIGURE 4.14 An Ada task that manages a buffer

©1998 Ghezzi and Jazayeri, from Programming Language Concepts, Third Edition, published by John Wiley.

PRODUCER	CONSUMER
loop	loop
produce a new value V;	Buffer_Handler.Remove(V);
Buffer_Handler.Append(V);	exit when V is the end-of-stream
exit when V is the end-of-stream	value;
value;	consume V;
end loop;	end loop;

FIGURE 4.15 Sketch of the producer and consumer tasks in Ada

```
protected type Fifo_Storage is
  entry Append (Item: in Integer);
  entry Remove (Item: out Integer);
private
  N: constant Integer := 20;
  Contents: array (1..N) of Integer;
  In_Index, Out_Index: Integer range 1..N := 1;
  Tot: Integer range 0..N := 0;
end Fifo_Storage;

protected body Fifo_Storage is
  entry Append (Item: in Integer) when Tot < N is
  begin
    Contents(In_Index) := Item;
    In_Index := (In_Index mod N) + 1;
    Tot := Tot + 1
  end Append;

  entry Remove (Item: out Integer) when Tot > 0 is
  begin
    Item := Contents(Out_Index);
    Out_Index := (Out_Index mod N) + 1;
    Tot := Tot - 1;
  end Remove;
end Fifo_Storage;
```

FIGURE 4.16 A protected Ada type implementing a buffer

©1998 Ghezzi and Jazayeri, from Programming Language Concepts, Third Edition, published by John Wiley.

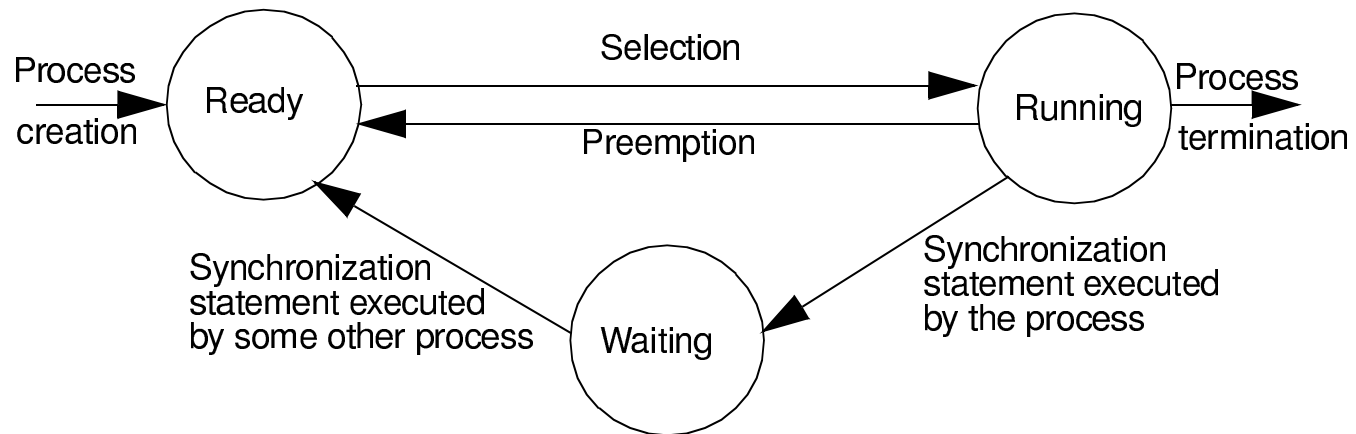


FIGURE 4.17 State diagram for a process

©1998 Ghezzi and Jazayeri, from Programming Language Concepts, Third Edition, published by John Wiley.

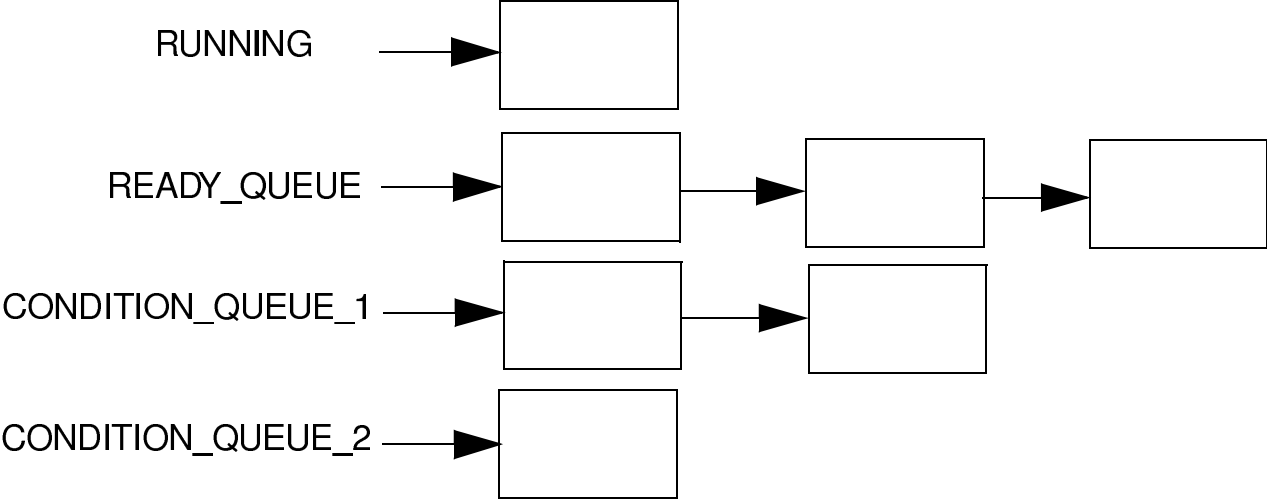


FIGURE 4.18 Data structures of the kernel

Operationen des Betriebssystemkerns

Betriebssystemkern ist ADT mit diesen Operationen:

enqueue: $\text{Queue} \times \text{Descriptor} \rightarrow \text{Queue}$

dequeue: $\text{Queue} \rightarrow \text{Queue} \times \text{Descriptor}$

empty: $\text{Queue} \rightarrow \text{Boolean}$

Jeder Uhren-Interrupt führt diese Operation aus:

Suspend_and_Select()

```
RUNNING = process_status;
```

```
READY_QUEUE.enqueue(RUNNING);
```

```
RUNNING = READY_QUEUE.dequeue();
```

```
process_status = RUNNING;
```

Implementierung der Semaphore

Suspend_on_Condition(c)

```
RUNNING = process_status;  
CONDITION_QUEUE(c).enqueue(RUNNING);  
RUNNING = READY_QUEUE.dequeue();  
process_status = RUNNING;
```

Awaken(c)

```
RUNNING = process_status;  
READY_QUEUE.enqueue(RUNNING);  
READY_QUEUE.enqueue(  
    CONDITION_QUEUE(c).dequeue());  
RUNNING = READY_QUEUE.dequeue();  
process_status = RUNNING;
```

Implementierung der Monitore

“mutual exclusion” durch Abschalten von Interrupts während der Ausführung von Monitor-Prozeduren

Continue(c)

```
RUNNING = process_status (interrupts enabled,  
    program counter set to return point from monitor call);  
READY_QUEUE.enqueue(RUNNING);  
if not CONDITION_QUEUE(c).empty()  
    READY_QUEUE.enqueue(  
        CONDITION_QUEUE(c).dequeue());  
RUNNING = READY_QUEUE.dequeue();  
process_status = RUNNING;
```

Implementierung von Rendezvous (1)

Jedes “entry” hat einen Descriptor mit diesen Feldern:

- O: Boolean; true if entry is open
- W: waiting queue (task descriptors of callers)
- T: descriptor of task owning entry
- I: pointer to first instruction of accept body

Call_Entry(e)

```
RUNNING = process_status;
DESCR(e).W.enqueue(RUNNING);
if DESCR(e).O
    for all entries oe of DESCR(e).T do oe.O = false;
    RUNNING = DESCR(e).T;
    RUNNING.ip = DESCR(e).I;
else RUNNING = READY_QUEUE.dequeue();
process_status = RUNNING;
```

Implementierung von Rendezvous (2)

At_End_Of_Accept_Body(e)

```
RUNNING = process_status;  
READY_QUEUE.enqueue(DESCR(e).W.dequeue());  
READY_QUEUE.enqueue(RUNNING);  
RUNNING = READY_QUEUE.dequeue();  
process_status = RUNNING;
```

Execute_Accept_Statement(e)

```
if DESCR(e).W.empty()  
    DESCR(e).O = true;  
    DESCR(e).T = process_status;  
    RUNNING = READY_QUEUE.dequeue();  
    process_status = RUNNING;  
-- else simply continue executing the accept body
```

Implementierung von Rendezvous (3)

Execute_Select_Statement()

LOE = list of open entries in selection;

if LOE is empty raise Program_Error;

else

if DESCR(e).W.empty() (for all e in LOE)

for all e in LOE do

DESCR(e).O = true;

DESCR(e).T = process_status;

RUNNING = READY_QUEUE.dequeue();

process_status = RUNNING;

else

choose an e with not DESCR(e).W.empty();

proceed execution from instruction DESCR(e).I;